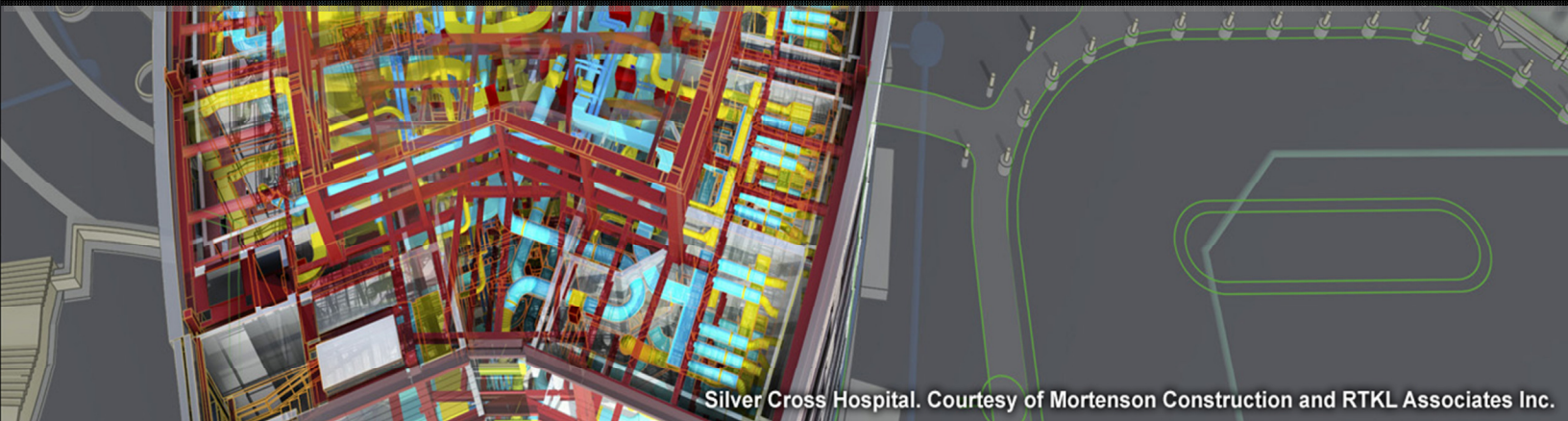


Autodesk®

Navisworks® 2012

Supported File Formats



Autodesk Navisworks 2012 Solutions

This document details support provided by the current release of Autodesk Navisworks 2012 solutions (including Autodesk Navisworks Simulate and Autodesk Navisworks Manage) for:

- CAD file formats.
- Laser scan formats.
- CAD applications.
- Scheduling software.

NOTE: When referring to Navisworks or Autodesk Navisworks 2012 solutions in this document this does NOT include Autodesk Navisworks Freedom 2012, which only reads NWD or DWF files.

Product release version: 2012

Document version: 1.0

March 2012

© 2012 Autodesk, Inc. All rights reserved. Except as otherwise permitted by Autodesk, Inc., this publication, or parts thereof, may not be reproduced in any form, by any method, for any purpose. Autodesk, AutoCAD, Civil 3D, DWF, DWG, DXF, Inventor, Maya, Navisworks, Revit, and 3ds Max are registered trademarks or trademarks of Autodesk, Inc., in the USA and other countries. All other brand names, product names, or trademarks belong to their respective holders. Autodesk reserves the right to alter product offerings and specifications at any time without notice, and is not responsible for typographical or graphical errors that may appear in this document.

Disclaimer

Certain information included in this publication is based on technical information provided by third parties. THIS PUBLICATION AND THE INFORMATION CONTAINED HEREIN IS MADE AVAILABLE BY AUTODESK, INC. "AS IS." AUTODESK, INC. DISCLAIMS ALL WARRANTIES, EITHER EXPRESS OR IMPLIED, INCLUDING BUT NOT LIMITED TO ANY IMPLIED WARRANTIES OF MERCHANTABILITY OR FITNESS FOR A PARTICULAR PURPOSE REGARDING THESE MATERIALS.

Contents

Supported CAD File Formats	7
Supported Exporters.....	9
Supported Laser Scan Formats	11
Supported Scheduling Software.....	12
Supported Applications.....	13
Autodesk.....	13
AutoCAD 2004 to 2012.....	13
ADT 2004 to 2007, AutoCAD Architecture 2008-2012	13
Building Systems 2004-2007, AutoCAD MEP 2008-2012	14
Autodesk Plant 3D 2010-2012	14
Autodesk Inventor 5 to 11, 2009-2012	14
AutoCAD Civil 3D 2004-2012.....	15
MDT 8 to 2009.....	15
Revit 4 to 7	16
Revit Building 8.1 to 9.1, Revit Architecture 2008-2012	16
Revit Structure 2 to 4, 2008-2012	16
Revit Systems, MEP 2008-2012	16
Autodesk 3ds Max 8 to 2012	17
Autodesk VIZ 2007 to 2008	17
Autodesk Maya.....	17
Bentley.....	18
AutoPLANT.....	18
MicroStation J.....	18
MicroStation v8 to 8.5, XM (8.9).....	19
ProSteel 3D (formerly from Kiwi Software GmbH).....	19
TriForma J	19
TriForma v8 to 8.9	20
Graphisoft	20
ArchiCAD 9 to 13.....	20
Constructor 2005 to 2007	21
AceCad	21

Autodesk Navisworks 2012 Solutions

StruCad	21
auto.des.sys	21
form.z	21
AEC	21
CADPIPE	21
AVEVA	21
PDMS	22
CADopia	22
IntelliCAD	22
CEA Technology	22
Plant-4D	22
COADE, Inc.	22
CADWorx Plant	22
CADWorx Pipe	23
CADWorx Steel	23
COINS	23
BSLink	23
Framing	23
CSC	24
3D+	24
Dassault Systemes	24
CATIA	24
Google	25
SketchUp (up to v7)	25
Hannappel SOFTWARE GmbH	25
elcoCAD R4	25
Intergraph	25
PDS	25
Informatix	26
MicroGDS	26
ITandFactory	26
CADISON	26
TRICAD MS	26

Autodesk Navisworks 2012 Solutions

Kubotek USA.....	26
CADKEY.....	27
M.A.P.	27
CAD-Duct	27
McNeel North America	27
Rhino	27
Mensch und Maschine	28
RoCAD	28
MultiSUITE.....	28
MultiSTEEL.....	28
Nemetschek	28
Allplan.....	28
PROCAD.....	29
3DSMART	29
PTC.....	29
Pro/ENGINEER	29
CADD5	29
QuickPen	29
PipeDesigner 3D.....	29
DuctDesigner 3D	30
RAM International	30
CADstudio	30
SolidWorks.....	30
SolidWorks	30
Tekla	30
Tekla Structures.....	30
Xsteel	31
think3	31
thinkdesign	31
UGS.....	31
I-deas	31
Solid Edge	31
NX (Unigraphics)	31

Autodesk Navisworks 2012 Solutions

FactoryCAD	32
UHP Process Piping.....	32
FabPro Pipe.....	32
x-plant	32
x-plant.....	32

Supported CAD File Formats

Navisworks has its own native file formats (.nwd, .nwf, .nwc); however Autodesk Navisworks solutions can additionally read a combination of many popular 3D CAD formats. The following table lists the CAD file formats currently supported by Autodesk Navisworks 2012 solutions.

Note: Unless stated below backward compatibility for previous versions cannot always be guaranteed.

Format	Extension	File Format Version
Navisworks	.nwd .nwf .nwc	All versions
AutoCAD	.dwg, .dxf	Up to AutoCAD 2012
MicroStation (SE, J, V8 & XM)	.dgn .prp .prw	v7, v8
3D Studio	.3ds .prj	Autodesk 3ds Max 8 to 2012
ACIS SAT	.sat .sab	All ASM SAT. Up to ACIS SAT v7
CIS/2	.stp	STRUCTURAL_FRAME_SCHEMA
DWF/DWFX	.dwf .dwfx	All previous versions
FBX	.fbx	FBX SDK 2011.3.1
IFC	.ifc	IFC20_LONGFORM, IFC2X_PLATFORM, IFC2X_FINAL, IFC2X2_FINAL, IFC2X3
IGES	.igs .iges	All versions
Pro/ENGINEER	.prt .asm .g .neu	Up to Wildfire 5.0 & Granite 6.0
Inventor	.ipt .iam .ipj	Up to Inventor 2012

Format	Extension	File Format Version
Informatix MicroGDS	.man .cv7	v10
JT Open	.jt	v8.0 & v8.1 only – based on v8.1 rev B specification
PDS Design Review	.dri	Legacy file format. Support up to 2007.
Parasolids	.x_b	Up to schema 16
RVM	.rvm	Up to 12.0 SP5
SketchUp	.skp	v5, v6 & v7
STEP	.stp .step	AP214, AP203E2
STL	.stl	Binary only
VRML	.wrl .wrz	VRML1, VRML2

Supported Exporters

The following table is a summary of 32 bit / 64 bit support for the Exporters included in Autodesk Navisworks 2012.

Product \ Exporter	32 bit Support	64 bit Support
Autodesk AutoCAD 2004 - 2007 ¹	Yes	
Autodesk AutoCAD 2008 - 2012	Yes	Yes
Autodesk 3ds Max 9	Yes	Yes
Autodesk 3ds Max 2008 - 2012	Yes	Yes
Autodesk 3ds Max Design 2010 – 2012	Yes	Yes
Autodesk Revit Building 9.0 / Structure 3.0 / Systems	Yes	
Autodesk Revit Building 9.1 / Structure 4.0 / Systems 2.0	Yes	
Autodesk Revit Architecture / Building / MEP 2008	Yes	
Autodesk Revit Architecture / Building / MEP 2009 – 2012	Yes	Yes
Autodesk VIZ 2007 - 2008	Yes	
ArchiCAD 9 / Vico Constructor 2005	Yes	
ArchiCAD 10 / Vico Constructor 2007	Yes	
ArchiCAD 11 / Vico Constructor 2008	Yes	
ArchiCAD 12 / Vico Constructor 2009	Yes	
ArchiCAD 13 / Vico Constructor 2010	Yes	Yes

¹ Autodesk AutoCAD and AutoCAD vertical products

Autodesk Navisworks 2012 Solutions

Product \ Exporter	32 bit Support	64 bit Support
Bentley Microstation J	Yes	
Bentley Microstation 8	Yes	
Bentley Microstation 8.9	Yes	
Bentley Microstation V8.i	Yes	

Supported Laser Scan Formats

The following table lists the laser scan formats currently supported by Autodesk Navisworks 2012 solutions.

Format	Extension	File Format Version
ASCII Laser File	.asc .txt	n/a
Faro	.fls .fws .iQscan .iQmod .iQwsp	FARO SDK 4.6
Leica	.pts .ptx	n/a
Riegl	.3dd	Version 3.5 or high
Trimble	Native file NOT supported. Convert to ASCII laser file	Same as ASCII laser file
Z+F	.zfc .zfs	SDK version 2.2.1.0

Supported Scheduling Software

The following table contains a list of the project scheduling software and formats supported by Autodesk Navisworks Simulate 2012 and Autodesk Navisworks Manage 2012.

Vendor	Product	File Format	Notes
Asta	Powerproject 9 to 10	.pp	Requires Asta Powerproject to be installed on same machine, to make link.
Microsoft	Project 2003 to 2007	.mpp	Requires Microsoft Project to be installed on same machine, to make link.
Oracle	Oracle Primavera Engineering and Construction	n/a	Requires Primavera v5 or 6 Engineering and Construction to be installed locally or remotely, along with the corresponding version of the Primavera SDK. TimeLiner connects to the Primavera database via an ODBC data source link.
Oracle	Primavera P6 Web Services	n/a	Requires Primavera P6 v6.2.1 or v7.0 Web Services installed within a suitable Web Application Server such as Oracle Web Logic or JBoss on the same machine as your P6 database.
Microsoft	Microsoft Project Exchange Format	.mpx	Does not require any project software to be installed. This is the common project exchange format which can be exported to from a number of scheduling packages.
N/A	CSV Exchange Format	.csv	Does not require any project software to be installed. This is a common exchange format which can be exported from a number of applications including, Microsoft Excel. Navisworks Simulate and Manage can additionally export TimeLiner task information to this format.

Supported Applications

The following table is a non-exhaustive list of CAD applications and properties currently supported by Autodesk Navisworks 2012 solutions, along with any additional information that may be necessary to review your project files in Navisworks software.

	Exporter	Native Format	Other Format	Properties
Autodesk				
AutoCAD 2004 to 2012	✓	✓	✓	✓
AutoCAD Details				
Other Formats	DWF, DWFx, DXF, 3DS, FBX			

- Navisworks reads the native AutoCAD .dwg file format.
- Navisworks supports AutoCAD Point Cloud.
- Models can be exported from AutoCAD software as either .nwc or .nwd format. Export to .nwc file format is only support from AutoCAD 2011 onwards.
- Object properties, (such as Material Colors and Entity Handles) are also supported by Navisworks and these can be viewed in the 'Properties' window. To open the Properties window, go to **View > Control Bars > Properties**.

ADT 2004 to 2007, AutoCAD Architecture 2008-2012	✓	✓	✓	✓
AutoCAD Architecture Details				
Other Formats	DWF, DWFx, DXF, 3DS, FBX			

- Navisworks can read AutoCAD Architecture .dwg files, without the necessity to install an Object Enabler.
- Models can be exported from ADT/AutoCAD Architecture software as either .nwc or .nwd format. Export to .nwc file format is only support from AutoCAD Architecture 2011 onwards.
- Navisworks supports AutoCAD Architecture object properties and these can be viewed in the 'Properties' window. To open the Properties window, go to **View > Control Bars > Properties**. Automatic Properties are also supported for AutoCAD Architecture.
- Autodesk Navisworks Simulate and Autodesk Navisworks Manage software support ADT/AutoCAD Architecture textures.

Autodesk Navisworks 2012 Solutions

Building Systems 2004-2007, AutoCAD MEP 2008-2012



AutoCAD MEP Details

Other Formats DWF, DWFx, DXF, 3DS, FBX

- Navisworks can read AutoCAD MEP 2010-2012 .dwg files, without the necessity to install an Object Enabler.
- Models can be exported from Building Systems/AutoCAD MEP software as either .nwc or .nwd format. Export to .nwc file format is only support from AutoCAD MEP 2011 onwards.
- In order to read a Building Systems 2007 or AutoCAD MEP 2008- 2009 .dwg file into Navisworks, you will need to install the corresponding Object Enabler.

NOTE: When using an object enabler, ensure the corresponding loader version (year) is selected in **Tools > Global Options > File Readers > DWG/DXF > DWG Loader Version**.

- Navisworks supports Building Systems/AutoCAD MEP object properties and these can be viewed in the 'Properties' window. To open the Properties window, go to **View > Control Bars > Properties**.
- Autodesk Navisworks Simulate and Autodesk Navisworks Manage software support Building Systems/AutoCAD MEP textures.

Autodesk Plant 3D 2010-2012



Autodesk Plant 3D Details

Other Formats DWF, DWFx, DXF, 3DS

- Models can be exported from Plant 3D software as either .nwc or .nwd format. Export to .nwc file format is only support from Autodesk Plant 3D 2011 onwards.
- In order to read an Autodesk Plant 3D 2010-2012 .dwg file into Navisworks, you will need to install the corresponding Object Enabler.

NOTE: When using an object enabler, ensure the corresponding loader version (year) is selected in **Tools > Global Options > File Readers > DWG/DXF > DWG Loader Version**.

Autodesk Inventor 5 to 11, 2009-2012



Inventor Details

Other Formats IGES, STEP, JT, FBX

- Navisworks 2012 now supports Inventor properties and these can be viewed in the 'Properties' window. To open the Properties window, go to **View > Control Bars > Properties**.
- If you are using an Inventor Project file, (*.ipj) you will need to set this as the Active Project in Navisworks, prior to opening your assembly drawings (*.iam). You can set the Active Project either by opening your *.ipj file in Navisworks, or by going to **Tools > Global Options > File Formats > Inventor**, then enter the full path and file name of your *.ipj file

Autodesk Navisworks 2012 Solutions

(e.g. C:\my Inventor projects\project 1.ipj). Once loaded, you can then Open the corresponding assembly drawing(s) as usual.

AutoCAD Civil 3D 2004-2012



Civil 3D Details

Other Formats DWF, DWFx, DXF, 3DS, FBX

- Navisworks supports AutoCAD Point Cloud.
- The Civil 3D native .dwg file can be read directly into Navisworks; however you will need to install the Civil 3D Object Enabler (available to download from the Autodesk website).

NOTE: When using an object enabler, ensure the corresponding loader version (year) is selected in **Tools > Global Options > File Readers > DWG/DXF > DWG Loader Version**.

- Models can be exported from Civil 3D software as either .nwc or .nwd format. Export to .nwc file format is only support from AutoCAD Civil 3D 2011 onwards.
- For Civil 3D 2012 object properties (such as Material Colors and Entity Handles) are also supported by Navisworks and these can be viewed in the 'Properties' window. To open the Properties window, go to **View > Control Bars > Properties**.

MDT 8 to 2009



MDT Details

Other Formats DXF, 3DS, VRML

- You can export a file from MDT software to .nwc or .nwd. This is the preferred route to Navisworks due to the extra properties that are supported.
- The MDT native .dwg file can be read directly into Navisworks; however you will need to install the MDT Object Enabler (available to download from the Autodesk website).

NOTE: When using an object enabler, ensure the corresponding loader version (year) is selected in **Tools > Global Options > File Readers > DWG/DXF > DWG Loader Version**.

- Object properties, (such as Material Colors and Entity Handles) are also supported by Navisworks and these can be viewed in the 'Properties' window. To open the Properties window, go to **View > Control Bars > Properties**.

Autodesk Navisworks 2012 Solutions

Revit 4 to 7



Revit Details

Other Formats DWG, DXF, DGN

- Revit platform files can be viewed in Navisworks if they have been saved as either a .dwg, .dxf, or .dgn file format.
- If you use the .dwg Export out of Revit 6 and 7, then object properties such as Element ID, Type and Category are supported.

Revit Building 8.1 to 9.1, Revit Architecture 2008-2012



Revit Architecture Details

Other Formats DWG, DWF, DWFx, DXF, DGN, FBX

- Navisworks can export .nwc files directly from Revit Building/Revit Architecture software. You will need to install Navisworks on the same machine as Revit Building/Revit Architecture.
- Revit properties are supported. These can be viewed in the 'Properties' window. To open the Properties window, go to **View > Control Bars > Properties**.
- Autodesk Navisworks Simulate and Autodesk Navisworks Manage software support the export of textures and materials from Revit Architecture.
- For supported entities refer to the Navisworks Help documentation.

Revit Structure 2 to 4, 2008-2012




Revit Structure Details

Other Formats DWG, DWF, DWFx, DXF, DGN, CIS/2, FBX

- Navisworks can export .nwc files directly from Revit Structure software. You will need to install Navisworks on the same machine as Revit Structure.
- Revit properties are supported. These can be viewed in the 'Properties' window. To open the Properties window, go to **View > Control Bars > Properties**.

Revit Systems, MEP 2008-2012



Revit MEP Details

Other Formats DWG, DWF, DWFx, DXF, DGN, FBX

- Navisworks can export .nwc files directly from Revit Systems/Revit MEP software. You will need to install Navisworks on the same machine as Revit Systems/Revit MEP.
- Revit properties are supported. These can be viewed in the 'Properties' window. To open the Properties window, go to **View > Control Bars > Properties**.

Autodesk Navisworks 2012 Solutions

Autodesk 3ds Max 8 to 2012



[3ds Max Details](#)

Other Formats DWG, DXF, 3DS, IGES, FBX

- To view your 3ds Max model in Navisworks, you will need to have 3ds Max software installed on the same machine and export to .nwc for use in Navisworks.
- Navisworks does not support .max files, so you cannot read the native file format directly into Navisworks.

NOTE: Navisworks Simulate and Manage both support the export of textures and materials from 3ds Max.

Autodesk VIZ 2007 to 2008



[Viz Details](#)

Other Formats DWG, DXF, 3DS

- To view your VIZ model in Navisworks, you will need to have VIZ software installed on the same machine, and export to .nwc for use in Navisworks.
- Navisworks does not support .max files, so you cannot read the native file format directly into Navisworks.

NOTE: Autodesk Navisworks Simulate and Autodesk Navisworks Manage both support the export of textures and materials from Autodesk 3ds Max.

Autodesk Maya



[Maya Details](#)

Other Formats DXF, IGES, VRML

- Navisworks has file readers for .dxf, .igs .iges and .wrl .wrz.

Autodesk Navisworks 2012 Solutions

Bentley

AutoPLANT



[AutoPlant Details](#)

Other Formats DWG, DXF, 3DS

- In order to read an AutoPLANT DWG file into Navisworks, you will first need to install the AutoPLANT Object Enabler.

NOTE: When using an object enabler, choose one of the same or later version as the authoring application, and then ensure the corresponding (Navisworks) loader version (year) is selected in **Tools > Global Options > File Readers > DWG/DXF > DWG Loader Version**.

- You can also export to .nwc or .nwd if you have Navisworks installed on the same machine as AutoPLANT.

NOTE: To ensure geometry is rendered correctly when reading a DWG file into Navisworks, or exporting from AutoPLANT, ensure the render type is set to Shaded in **Tools > Global Options > File Readers > DWG/DXF > Render Type**.

MicroStation J



[MicroStation J Details](#)

Other Formats DWG, DXF, DGN, IGES, STEP, VRML

- Models can be exported as NWC or NWD files from MicroStation J if you have Navisworks installed on the same machine.
- Navisworks supports the native MicroStation .dgn file format, which can be read directly into Navisworks.
- Object properties, such as colors and ambient, diffuse and shininess properties of materials from .pal and .mat palette and material files are supported.
- Intergraph PDS object information can be read from .drv files and DMRS and database linkage and association ID's are also supported. These can be viewed in the Properties window. To open the Properties window, go to **View > Control Bars > Properties**.
- Autodesk Navisworks Simulate and Autodesk Navisworks Manage support MicroStation materials and textures.

NOTE: For optimum file fidelity we recommend the NWC (or NWD) Exporter from within MicroStation whenever possible.

NOTE: For exporting numerous files from MicroStation we recommend using the Perl script installed with Navisworks (by default in, C:\Program Files\Autodesk\Navisworks [Review/Simulate/Manage] 2012\Tools).

Autodesk Navisworks 2012 Solutions

MicroStation v8 to 8.5, XM (8.9)



MicroStation Details

Other Formats DWG, DXF, DGN, IGES, STEP, VRML

- Models can be exported as NWC or NWD files from MicroStation V8 if you have Navisworks installed on the same machine.
- Navisworks supports the native MicroStation V8 dgn file format, which can be read directly into Navisworks.
- Object properties, such as colors and ambient, diffuse and shininess properties of materials from .pal and .mat palette and material files are supported.
- Autodesk Navisworks Simulate and Autodesk Navisworks Manage support MicroStation materials and textures.

NOTE: For optimum file fidelity we recommend the NWC (or NWD) Exporter from within MicroStation whenever possible.

NOTE: For exporting numerous files from MicroStation we recommend using the Perl script installed with Navisworks (by default in, C:\Program Files\Autodesk\Navisworks [Review/Simulate/Manage] 2012\Tools).

ProSteel 3D (formerly from Kiwi Software GmbH)



ProSteel 3D Details

Other Formats DWG, DXF, 3DS, CIS/2

- This information relates to ProSteel 3D / ProStahl 3D / AutoPLANT Structural.
- In order to read ProSteel files into Navisworks, you either need ProSteel 3D installed on the same machine as Navisworks, or the relevant ProSteel 3D object enabler.
- Only basic AutoCAD properties are supported (such as Entity Handle and Material) and these can be viewed in the Properties window. This can be opened by going to **View > Control Bars > Properties**.

TriForma J



TriForma J Details

Other Formats DWG, DXF, DGN, IGES, STEP, VRML

- Models can be exported as NWC or NWD files from TriForma J if you have Navisworks installed on the same machine.
- Navisworks supports the native TriForma J .dgn file format, which can be read directly into Navisworks.
- Object properties, such as colors and ambient, diffuse and shininess properties of materials from .pal and .mat palette and material files are supported.
- Family and Part information from TriForma and PDS object information can be read from .drv files and DMRS and database linkage and association ID's are also supported. These

Autodesk Navisworks 2012 Solutions

can be viewed in the Properties window. To open the Properties window, go to **View > Control Bars > Properties**.

- Autodesk Navisworks Simulate and Autodesk Navisworks Manage support TriForma materials and textures.

NOTE: For optimum file fidelity we recommend the NWC (or NWD) Exporter from within TriForma whenever possible.

NOTE: For exporting numerous files from TriForma we recommend using the Perl script installed with Navisworks (by default in, C:\Program Files\Autodesk\Navisworks [Review/Simulate/Manage] 2012\Tools).

TriForma v8 to 8.9



[TriForma Details](#)

Other Formats

DWG, DXF, DGN, IGES, STEP, VRML

- Models can be exported as NWC or NWD files from TriForma V8 if you have Navisworks installed on the same machine.
- Navisworks supports the native TriForma V8 dgn file format, which can be read directly into Navisworks.
- Object properties, such as colors and ambient, diffuse and shininess properties of materials from .pal and .mat palette and material files are supported.
- Autodesk Navisworks Simulate and Autodesk Navisworks Manage support TriForma materials and textures.

NOTE: For optimum file fidelity we recommend the NWC (or NWD) Exporter from within TriForma whenever possible.

NOTE: For exporting numerous files from TriForma we recommend using the Perl script installed with Navisworks (by default in, C:\Program Files\Autodesk\Navisworks [Review/Simulate/Manage] 2012\Tools).

Graphisoft

ArchiCAD 9 to 13



[ArchiCAD Details](#)


Other Formats

DWG, DXF, DGN, IFC

- ArchiCAD can export to Navisworks .nwc file format. Navisworks does NOT have a direct reader for ArchiCAD files.
- ArchiCAD can also save files as .dwg, .dxf, .dgn and .ifc formats. These can be read directly by Navisworks.
- Object properties, such as GUIDS and Library Part Parameters can optionally be exported with the Navisworks file.

Autodesk Navisworks 2012 Solutions

Constructor 2005 to 2007



[Constructor Details](#)

Other Formats	DWG, DXF, DGN
---------------	---------------

- Constructor 2005 can export to the Navisworks .nwc file format. Navisworks does NOT have a direct reader for Constructor 2005 files.
- Object properties, such as GUIDS and Library Part Parameters can optionally be exported with the Navisworks file.

AceCad

StruCad



[StruCad Details](#)

Other Formats	DXF, CIS/2
---------------	------------

- StruCad files can be viewed in Navisworks, if they have been saved as .dxf or .stp format.
- Object properties are not supported.

auto.des.sys

form.z



[form.z Details](#)

Other Formats	DWG, DXF, 3DS, IGES, STL, VRML
---------------	--------------------------------

- Navisworks supports all of the above file formats, which form.z can export to.

AEC

CADPIPE



[CADPIPE Details](#)

Other Formats	DWG, DXF, 3DS
---------------	---------------

- To view CADPIPE object properties in Navisworks, you may need to turn on the Convert Object Properties option. To do this, go to **Tools > Global Options > File Readers > DWG/DXF > Advanced** and select the CADPIPE option. Any CADPIPE properties can then be viewed in the 'Properties' window. To open the Properties window, go to **View > Control Bars > Properties**.
- CADPIPE 'Industrial' and 'Commercial' cannot be used at the same time. If both are installed, then industrial is used. You can disable either or both by going to **Tools > Global Options > Registry > Current User > CADPIPE**. Change the version you require to one (1) and disable the other version by changing that value to zero (0).

AVEVA

Autodesk Navisworks 2012 Solutions

PDMS



PDMS Details

Other Formats RVM

- Navisworks can read .rvm files exported from PDMS.
- AVEVA Review .rvs files are also supported. These require the same filename as the .rvm file.
- PDMS attribute files are supported, output using either the 'Dump Attributes' or 'Data' formats. These can be viewed in the 'Properties' window. To open the Properties window, go to **View > Control Bars > Properties**.

CADopia

IntelliCAD



IntelliCAD Details

Other Formats DWG, DXF

- Navisworks supports the native IntelliCAD .dwg file format, which can be read directly into Navisworks.

CEA Technology

Plant-4D



Plant-4D Details

Other Formats DWG, DGN

- Navisworks has file readers for .dwg and .dgn files, both of which are supported by Plant-4D.

COADE, Inc.

CADWorx Plant



CADWorx Plant Details

Other Formats DWG, DXF, 3DS

- Models can be exported from CADWorx as either .nwc or .nwd format, if you have Navisworks installed on the same machine.
- Navisworks also provides support for .dwg files enabling native CADWorx models to be read directly into Navisworks.
- CADWorx object properties are also supported by Navisworks and these can be viewed in the 'Properties' window. To open the Properties window, go to **View > Control Bars > Properties**.
- CADWorx piping, steel, and equipment data is fully supported by Navisworks.

Autodesk Navisworks 2012 Solutions

CADWorx Pipe



[CADWorx Pipe Details](#)

Other Formats	DWG, DXF, 3DS
---------------	---------------

- Models can be exported from CADWorx as either .nwc or .nwd format, if you have Navisworks installed on the same machine.
- Navisworks also provides support for .dwg files enabling native CADWorx models to be read directly into Navisworks.
- CADWorx object properties are also supported by Navisworks and these can be viewed in the 'Properties' window. To open the Properties window, go to **View > Control Bars > Properties**.
- The legacy product, CADWorx Pipe, is fully supported by Navisworks.

CADWorx Steel



[CADWorx Steel Details](#)

Other Formats	DWG, DXF, 3DS
---------------	---------------

- Models can be exported from CADWorx as either .nwc or .nwd format, if you have Navisworks installed on the same machine.
- Navisworks also provides support for .dwg files enabling native CADWorx models to be read directly into Navisworks.
- CADWorx object properties are also supported by Navisworks and these can be viewed in the 'Properties' window. To open the Properties window, go to **View > Control Bars > Properties**.
- CADWorx Steel is fully supported by Navisworks.

COINS

BSLink



[BSLink Details](#)

Other Formats	DWG, DXF, 3DS
---------------	---------------

- In order to read a BSLink file into Navisworks, you either need BSLink installed on the same machine as Navisworks, or AutoCAD installed complete with the BSLink object enabler.
- If BSLink is installed, the object enabler is not necessary. With Navisworks installed on the same machine, simply export to .nwc or .nwd.
- In Navisworks, object properties can be viewed in the 'BSLink' tab in the 'Properties' window. To open the properties window, go to **View > Control Bars > Properties**.

Framing



[Framing Details](#)

Autodesk Navisworks 2012 Solutions

Other Formats	DWG, DXF, 3DS
---------------	---------------

- In order to read a Framing file into Navisworks, you either need COINS Framing installed on the same machine as Navisworks, or ADT installed complete with the Framing object enabler.
- If COINS Framing is installed, the object enabler is not necessary. If Navisworks is installed on the same machine, simply export to .nwc or .nwd.
- In Navisworks, object properties can be viewed in the Framing tab in the Properties window. To open the properties window, go to **View > Control Bars > Properties**.

CSC

3D+



[3D+ Details](#)

Other Formats	DWG, CIS/2
---------------	------------

- 3D+ has a Navisworks Exporter, enabling you to export a Navisworks file out of 3D+.
- Also see the 3D+ website for information on their 3D+ Navisworks Reader. This is a plug-in to Navisworks, enabling you to read the native .3nwc file format in Navisworks.
- 3D+ object properties are supported by Navisworks via either of the above routes.

Dassault Systemes

CATIA



[CATIA Details](#)

Other Formats	DXF, IGES, STEP, JT
---------------	---------------------

- Navisworks has file readers for .dxf, .igs, .stp and .jt files, all of which can be exported from CATIA.
- STEP is the preferred exchange format.

Autodesk Navisworks 2012 Solutions

Google

SketchUp (up to v7)



[SketchUp Details](#)

Other Formats	DWG, 3DS
---------------	----------

- SketchUp .skp files can be read directly into Navisworks.
- Texture materials are supported in Navisworks Simulate and Manage.
- Grouping objects in SketchUp will make it easier to use the model in Navisworks, for example applying Presenter materials, or attaching objects to TimeLiner tasks.
- Google SketchUp 7 files can be saved as an earlier version (e.g. version 6 SKP file), which can then be read into Navisworks.

Hannappel SOFTWARE GmbH

elcoCAD R4



[elcoCAD R4 Details](#)

Other Formats	DWG, DXF, 3DS
---------------	---------------

- Models can be exported from elcoCAD as either .nwc or .nwd format.
- Navisworks also supports the native elcoCAD .dwg file format, which can be read directly into Navisworks.
- Object properties are also supported by Navisworks and these can be viewed in the 'Properties' window. To open the Properties window, go to **View > Control Bars > Properties**.

Intergraph

PDS



[PDS Details](#)

Other Formats	DWG, DXF, DGN, IGES, STEP
---------------	---------------------------

- Intergraph PDS will save the model geometry in a .dgn file and the property information in a .drv file. Both files are required by Navisworks to read the model with object properties.
- In Navisworks, go to **Tools > Global Options > DGN**, scroll down and check the 'Convert PDS Data' option. Ensure the .dgn and .drv files reside in the same directory. Navisworks will then import the model, along with its properties.
- PDS object properties can be viewed in the 'Properties' window. To open the Properties window, go to **View > Control Bars > Properties**.
- If Navisworks has been installed onto the same machine as Intergraph PDS, you will be able to export from PDS as a Navisworks .nwc or .nwd file.

Autodesk Navisworks 2012 Solutions

Informatix

MicroGDS 

[MicroGDS Details](#)

Other Formats	MAN
---------------	-----

- Navisworks supports the native MicroGDS .man file format, which can be read directly into Navisworks.
- Colors and Materials from the file are supported. The .man File Reader options can be found in **Tools > Global Options > File Readers > MAN**.

ITandFactory

CADISON    

[CADISON Details](#)

Other Formats	DXF, 3DS
---------------	----------

- Navisworks can directly read CADISON .dwg files, utilizing the .dwg file reader.
- In order to read a CADISON file into Navisworks, you either need CADISON installed on the same machine as Navisworks, or you will need to install the CADISON Object Enabler.
- If CADISON is installed, the object enabler is not necessary.

NOTE: When using an object enabler, ensure the corresponding loader version (year) is selected in **Tools > Global Options > File Readers > DWG/DXF > DWG Loader Version**.

- With either CADISON or the Object Enabler installed, simply open the CADISON .dwg file in Navisworks.
- If CADISON is installed on the same machine as Navisworks, then you can also export to .nwc or .nwd.
- Exporting a Navisworks file from CADISON also retains the models object properties that can be viewed in the 'Properties' window. To open the Properties window, go to **View > Control Bars > Properties**.

TRICAD MS   

[TRICAD Details](#)

Other Formats	VRML
---------------	------

- If TriCAD MS is installed on the same machine as Navisworks, **then you can also export to .nwc or .nwd**.
- Exporting a Navisworks file from TRICAD MS also retains the models object properties that can be viewed in the 'Properties' window. To open the Properties window, go to **View > Control Bars > Properties**.

Kubotek USA

Autodesk Navisworks 2012 Solutions

CADKEY

[CADKEY Details](#)

Other Formats	DWG, DXF, IGES, STEP
---------------	----------------------

- Navisworks has file readers for .dwg files and also .dxf, .igs and .stp files, all of which are supported by CADKEY.

M.A.P.

CAD-Duct

[CAD-Duct Details](#)

Other Formats	DWG, DXF, 3DS
---------------	---------------

- In order to read a CAD-Duct file into Navisworks, you either need CAD-Duct installed on the same machine as Navisworks, or have the CAD-Duct Object Enabler installed. The CAD-Duct Object Enabler can be downloaded from the CAD-Duct website, found under Support > Additional Files.

NOTE: When using an object enabler, ensure the corresponding loader version (year) is selected in **Tools > Global Options > File Readers > DWG/DXF > DWG Loader Version**.

- If CAD-Duct is installed, the Object Enabler is not necessary. Simply export to .nwd or .nwc.
- In Navisworks, object properties can be viewed in the 'CAD-Duct' tab in the 'Properties' window. To open the Properties window, go to **View > Control Bars > Properties**.

McNeel North America

Rhino

[Rhino Details](#)

Other Formats	DWG, DXF, 3DS, IGES, STEP
---------------	----------------------------------

- To view your Rhino models in Navisworks, you will have to export to one of the supported file formats (above). These can then be read directly into Navisworks.

Autodesk Navisworks 2012 Solutions

Mensch und Maschine

RoCAD



[RoCAD Details](#)

Other Formats	DWG, DXF, 3DS
---------------	---------------

- Models can be exported from RoCAD as either .nwc or .nwd.
- Navisworks also supports the .dwg file format, which can be read directly into Navisworks.
- If you do not have RoCAD installed on the same machine as Navisworks, you will need to have AutoCAD installed, along with the RoCAD Object Enabler.

NOTE: When using an object enabler, ensure the corresponding loader version (year) is selected in **Tools > Global Options > File Readers > DWG/DXF > DWG Loader Version**.

- Object properties, (such as Material Colors and Entity Handles) are also supported by Navisworks and these can be viewed in the 'Properties' window. To open the Properties window, go to **View > Control Bars > Properties**.

MultiSUITE

MultiSTEEL



[MultiSTEEL Details](#)

Other Formats	DWG, DXF, 3DS
---------------	---------------

- .dwg files from MultiSTEEL can be read directly into Navisworks utilizing the .dwg file reader.
- Models can also be exported from MultiSTEEL as either .nwc or .nwd.
- MultiSTEEL object properties can be viewed in the 'Properties' window. To open the Properties window, go to **View > Control Bars > Properties**.

Nemetschek

Allplan



[Allplan Details](#)

Other Formats	DWG, DXF, DGN, IFC
---------------	--------------------

- **All Plan** files can be viewed in Navisworks if they have been saved in one of the above formats.
- Object properties are not supported.

Autodesk Navisworks 2012 Solutions

PROCAD

3DSMART



[3DSMART Details](#)

Other Formats	DWG, DXF, 3DS
---------------	---------------

- With 3DSMART installed on the same machine as Navisworks, you can read your DWG file directly into Navisworks, utilizing the DWG file reader.
- You can also export a .nwc or .nwd file directly from 3DSMART.

PTC

Pro/ENGINEER



[Pro/ENGINEER Details](#)

Other Formats	IGES, STEP, VRML, JT
---------------	----------------------

- You can read your Pro/ENGINEER models into Navisworks via any of the above file formats.

CADDS 5



[CADDS 5 Details](#)

Other Formats	IGES, STEP
---------------	------------

- You can read CADDS 5 3D models into Navisworks, by exporting either an IGES or STEP file from CADDS 5 and then utilize either the Navisworks .igs, or .stp file readers.

QuickPen

PipeDesigner 3D



[PipeDesigner 3D Details](#)

Other Formats	DWG, DXF, 3DS
---------------	---------------

- Models can be exported from PipeDesigner 3D as either .nwc or .nwd format.
- Navisworks also supports the native .dwg file format, which can be read directly into Navisworks if the relevant Object Enabler is installed.
- Object properties, (such as Material Colors and Entity Handles) are also supported by Navisworks and these can be viewed in the 'Properties' window. To open the Properties window, go to **View > Control Bars > Properties**.

Autodesk Navisworks 2012 Solutions

DuctDesigner 3D




[DuctDesigner 3D Details](#)

Other Formats DWG, DXF, 3DS

- Models can be exported from DuctDesigner 3D as either .nwc or .nwd format.
- Navisworks also supports the native .dwg file format, which can be read directly into Navisworks if the relevant Object Enabler is installed.
- Object properties, (such as Material Colors and Entity Handles) are also supported by Navisworks and these can be viewed in the 'Properties' window. To open the Properties window, go to **View > Control Bars > Properties**.

RAM International

CADstudio



[CADstudio Details](#)

Other Formats DWG, DXF, 3DS

- Models can be exported from CADstudio as either .nwc or .nwd format.
- Navisworks also supports the native CADstudio .dwg file format, which can be read directly into Navisworks.
- Object properties are also supported by Navisworks and these can be viewed in the 'Properties' window. To open the Properties window, go to **View > Control Bars > Properties**.

SolidWorks

SolidWorks



[SolidWorks Details](#)

Other Formats DWG, DXF, IGES, STEP, VRML, JT

- SolidWorks models can be exported to DWG, DXF, IGES, STEP, VRML or JT format which can then be read into Navisworks.

Tekla

Tekla Structures



[Tekla Structures Details](#)

Other Formats DGN, VRML, CIS/2

- Tekla Structures can export to the .dgn file format, which can be read directly into Navisworks.

Autodesk Navisworks 2012 Solutions

- Tekla Structures can additionally output to CIS/2. This may then be converted to VRML using the translator from the National Institute of Standards and Technology (see the NIST website for more information). The VRML file can then be read directly into Navisworks.
- Limited object properties are supported via the .dgn route.

Xsteel



[Xsteel Details](#)

Other Formats	DGN
---------------	-----

- Xsteel can export to the .dgn file format, which can be read directly into Navisworks.
- Limited object properties are supported via the .dgn route.

think3

thinkdesign



[thinkdesign Details](#)

Other Formats	DWG, DXF, IGES, STEP
---------------	----------------------

- Navisworks has file readers for .dwg/.dxf files and also .igs and .stp files.

UGS

I-deas



[I-deas Details](#)

Other Formats	DXF, IGES, STEP, JT
---------------	---------------------

- Navisworks has file readers for .dxf, .igs .stp and .jt files.

Solid Edge



[Solid Edge Details](#)

Other Formats	IGES, STEP, JT
---------------	----------------

- Solid Edge can export to IGES STEP and JT files, which can be read directly into Navisworks.

NX (Unigraphics)



[NX Details](#)

Other Formats	DXF, IGES, STEP, JT
---------------	---------------------

Autodesk Navisworks 2012 Solutions

- Navisworks has file readers for .dxf, .igs .stp and .jt files.

FactoryCAD



[FactoryCAD Details](#)

Other Formats	DWG, DXF, 3DS
---------------	---------------

- In order to read a FactoryCAD file into Navisworks, you either need FactoryCAD or the FactoryCAD object enabler installed on the same machine.

NOTE: When using an object enabler, ensure the corresponding loader version (year) is selected in **Tools > Global Options > File Readers > DWG/DXF > DWG Loader Version**.

- If FactoryCAD is installed, the object enabler is not necessary. Simply export to .nwc or .nwd.

UHP Process Piping

FabPro Pipe



[FabPro-Pipe Details](#)

Other Formats	DWG, DXF, 3DS
---------------	---------------

- Models can be exported from FabPro Pipe as either .nwc or .nwd format.
- Navisworks also supports the native FabPro Pipe .dwg file format, which can be read directly into Navisworks.

x-plant

x-plant



[x-plant Details](#)

Other Formats	DWG, DXF, 3DS
---------------	---------------

- Models can be exported from x-plant as either .nwc or .nwd format.
- Navisworks also supports the native x-plant .dwg file format, which can be read directly into Navisworks.